

Kurzbedienungsanleitung
Short-form Operating Instructions
Mode d'emploi en bref
Breves instrucciones de servicio

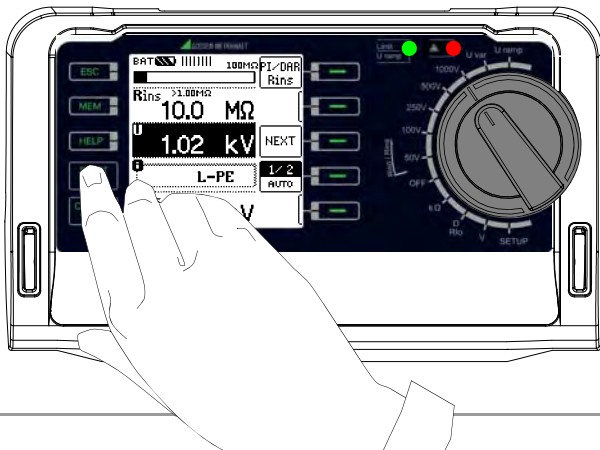
Brevi istruzioni d'uso
Verkorte gebruiksaanwijzing
Stručný návod

 **GOSSEN METRAWATT**

METRISO XTRA

3-349-817-27
1/9.14

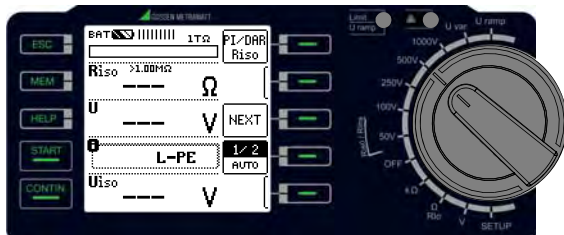
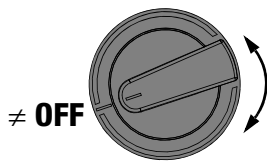
Bitte lesen Sie unbedingt die ausführliche Bedienungsanleitung im Format PDF unter www.gossenmetrawatt.com. Die Kurzbedienungsanleitung ersetzt nicht die ausführliche Bedienungsanleitung!



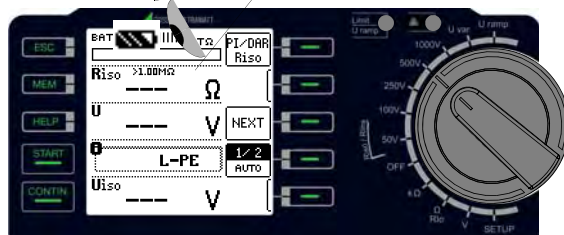
Please make sure to read the detailed operating instructions in pdf format at www.gossenmetrawatt.com. The short-form instructions are no substitute for the detailed instructions!

- | | | | | | | |
|----------------|--------------|-----------------|--------------------|----------------|--------------|--------------|
| (D) | (GB) | (F) | (E) | (I) | (NL) | (CZ) |
| 1 Einschalten | Switching on | Activation | Conectar | Accendere | Inschakelen | Zapnout |
| 2 Batterietest | battery test | test de la pile | prueba de baterias | test batteriie | batterijtest | test baterií |

1



2



D

GB

F

E

I

NL

CZ

- ① Helligkeit Brightness
- ② Kontrast Contrast
- ③ Hilfe Request
anfordern help

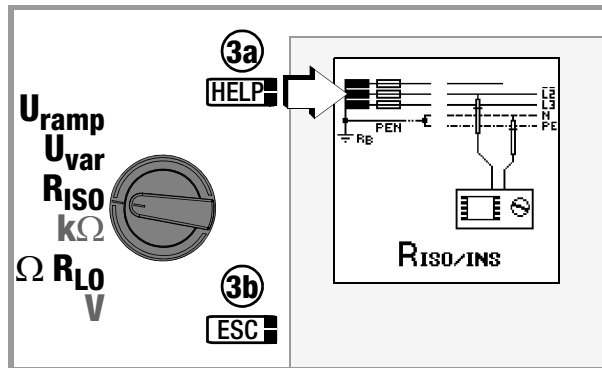
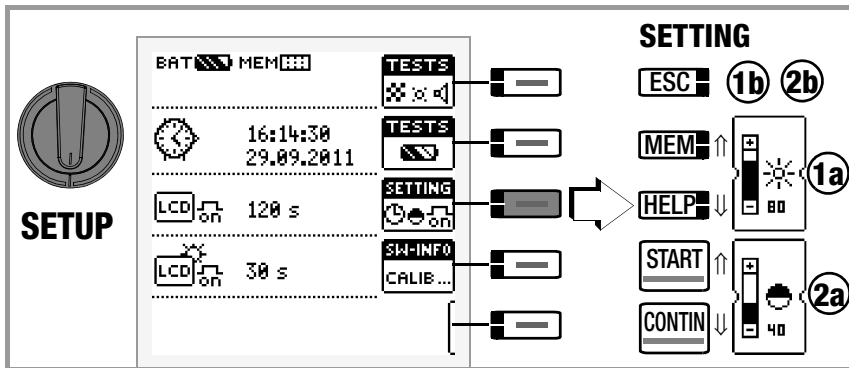
Intensité lumineuse
Contraste
Demander
aide

Brillo
Contraste
Solicitar
help

Luminosità
Contrasto
Chiedere
aiuto

Helderheid
Contrast
Hulp
inroepen

Světelnost
Kontrast
Nápověda



D

Parameter:
1-2 auswählen
3 bestätigen

GB

Parameter:
select
confirm

F

Paramètres
sélectionner
confirmer

E

Parámetros
seleccionar
confirmar

I

Parametro
selezionare
confermare

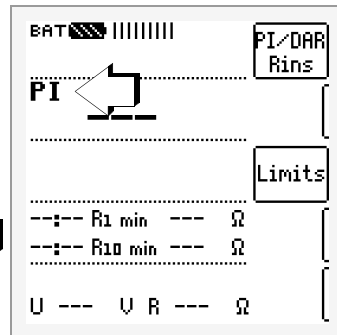
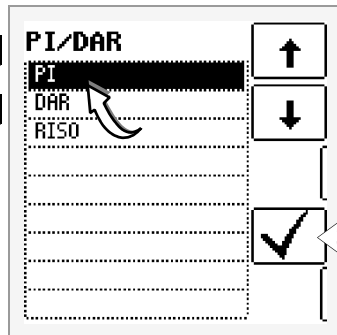
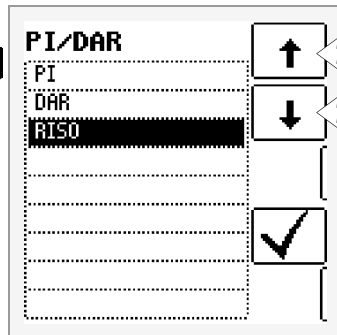
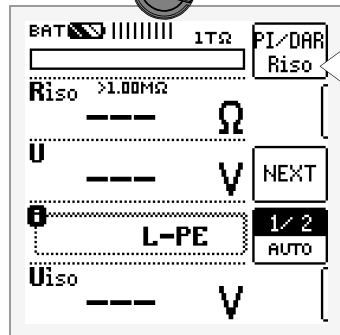
NL

Parameter
kiezen
bevestigen

CZ

Parametry:
vybrat
potvrdit

R_{ISO}/R_{INS} 



D

Messung
1 auswählen
2 starten

GB

Measurement
1 select
2 start

F

Mesure
1 sélection
2 démarrer

E

Medida
1 seleccionar
2 iniciar

I

Misura
1 selezionare
2 avviare

NL

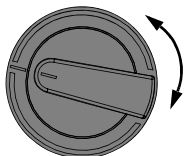
Meting
1 kiezen
2 starten

CZ

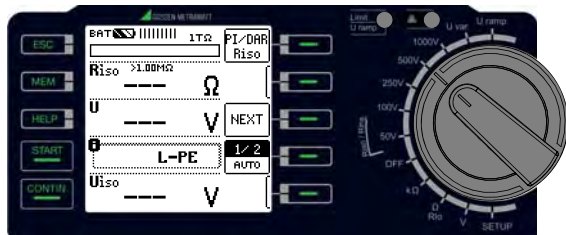
Měření
1 zvolit
2 nastartovat

1

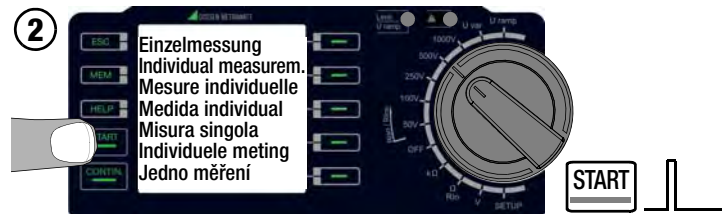
R_{ISO}/R_{INS}



2

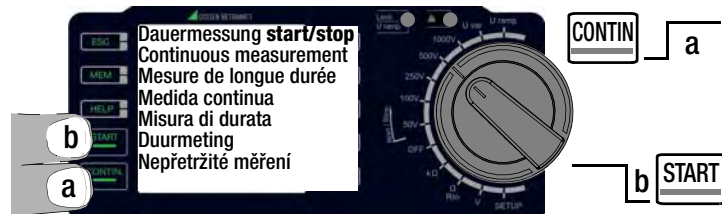


2



b

a



D

Anschluss

GB

Connection

F

Connexion

E

Conexión

I

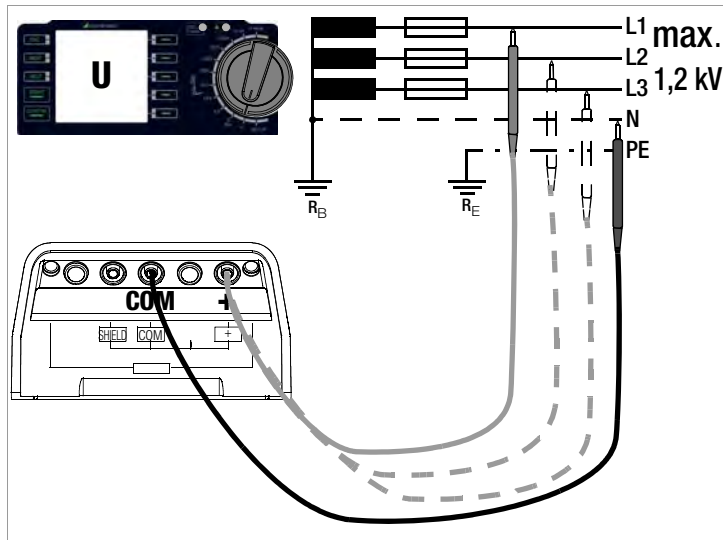
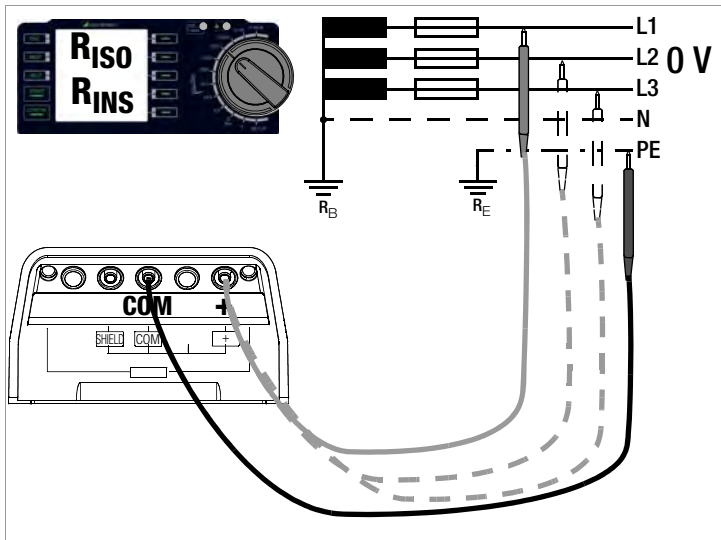
Collegamento

NL

Aansluiting

CZ

Připojení



D

1 Prüf-
widerstand

2 R_{LO}

GB

Test
Resistance

F

Résistance
de contrôle

E

Resistencia
de prueba

I

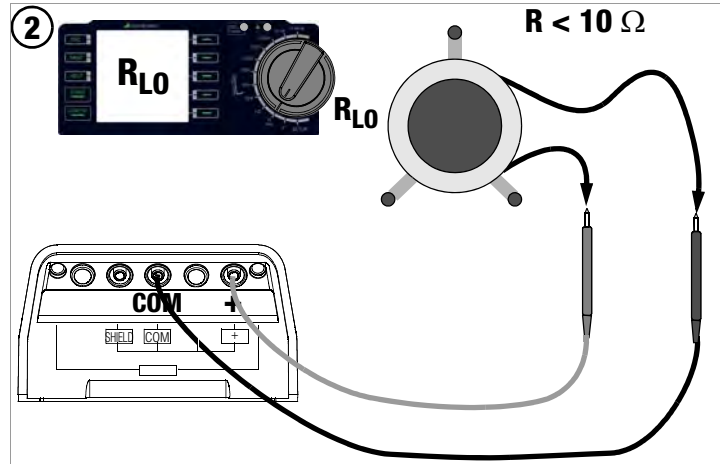
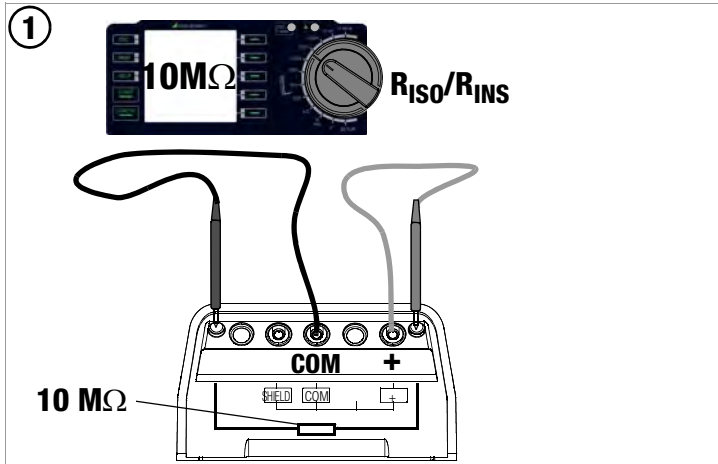
Resistenza
di verifica

NL

Meet-
weerstand

CZ

Zkušební
odpor



D

GB

F

E

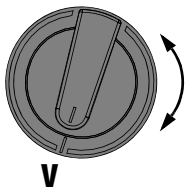
I

NL

CZ

 U_{\sim}

①

 $U_{\max} = 1000 \text{ V}$

②

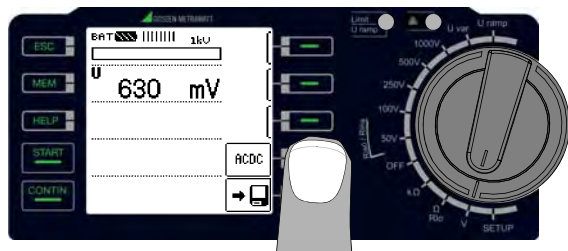
DC



AC



DC / AC



D

R_{ISO}/R_{LO}

k Ω

Fremdspannungs-
überwachung

GB

R_{INS}/R_{LO}

k Ω

Interference
voltage control

F

R_{ISO}/R_{LO}

k Ω

Surveillance de
tension étrangère

E

R_{ISO}/R_{LO}

k Ω

Supervisión de
tensión ajena

I

R_{ISO}/R_{LO}

k Ω

Monitoraggio di
tensione esterna

NL

R_{ISO}/R_{LO}

k Ω

Stoorspannings-
controle

CZ

R_{ISO}/R_{LO}

k Ω

Kontrola
cizího napětí

U = 0 V!



Folgende
Messungen sind
nur an
spannungsfreien
Messobjekten
möglich.
Fremdspannung
sperrt das
Auslösen der
Messung!

The following
measurements
are possible on
electrically dead
devices.
External voltage
disables the
measurement!

Les mesures
suivantes ne sont
possibles qu'
avec des appa-
reils sans ten-
sion.
La tension
indépendante
arrête la mesure!

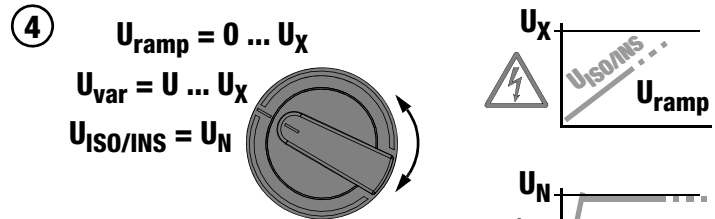
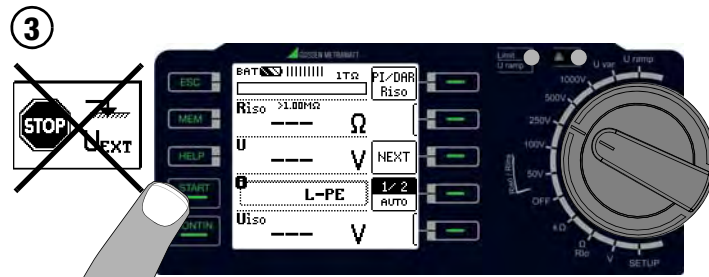
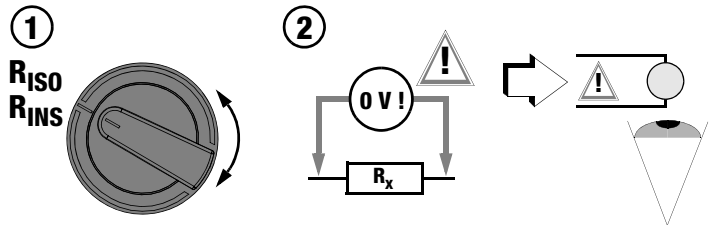
Las siguientes
mediciones son
factibles sólo
sobre objetos
exentos de
tensión.
La tensión ajena
bloquea la medi-
ción!

Le seguenti
misure sono
possibili soltanto
se l'oggetto da
misura è privo di
tensione.
Le tensioni
esterne impedis-
cono la misura!


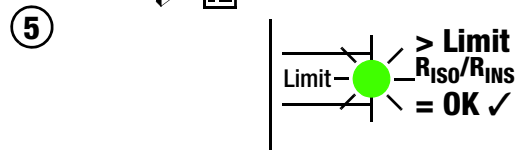
De volgende
metingen zijn
alleen aan
spanningsloze
meetobjecten
mogelijk.
Stoorspanning
blokkeert de
meting!

Následující
měření se
provádějí v zaří-
zeních bez
napětí.
Cizí napětí
blokuje start
měření!

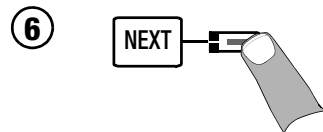

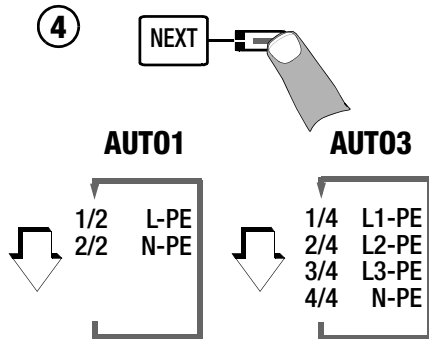

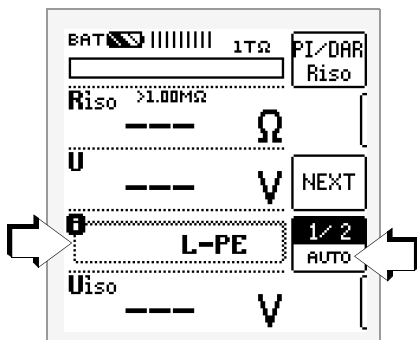
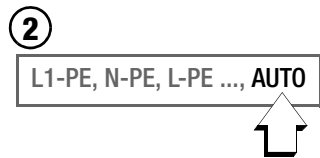
R_{ISO}/R_{INS}

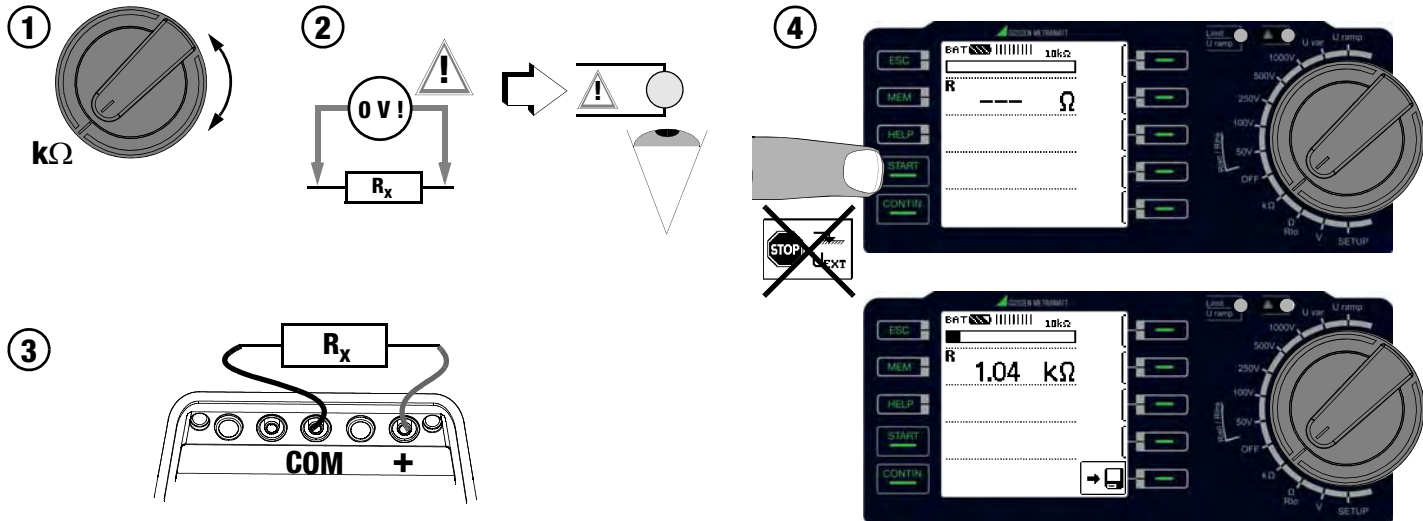


$U_N = 50, 100, 250, 500, 1000 \text{ V}$
 $U_{var} \rightarrow 50 \text{ V} \dots 1000 \text{ V}$
 $U_{ramp} \rightarrow 100 \text{ V} \dots 1000 \text{ V}$

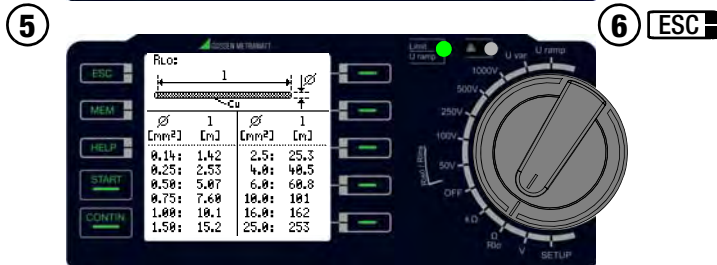
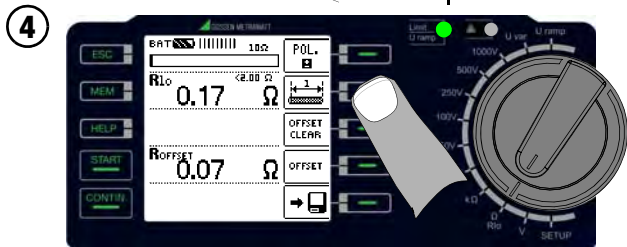
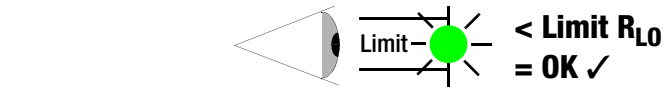
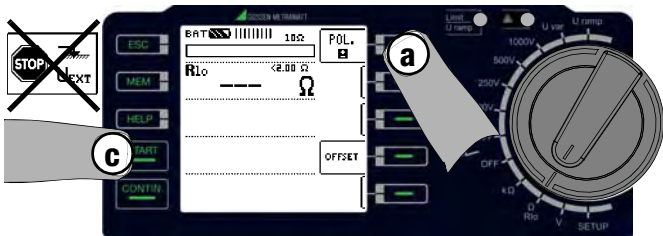

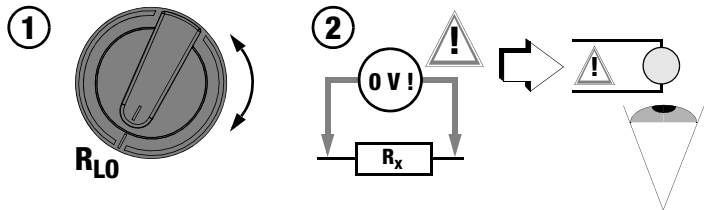


R_{ISO}/R_{INS} → AUTO 1 / AUTO 3

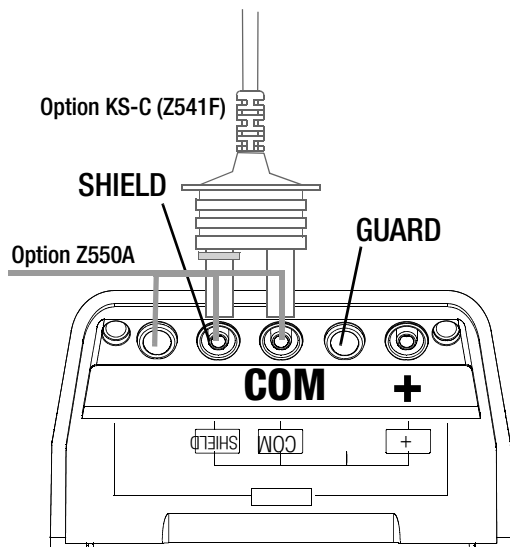


k Ω 

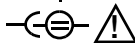
R_{LO} (I > 200 mA !)



Anschlüsse Sockets Connexions Conexiones Collegamenti Aansluitingen Připoje




Z502R
 Ladegerät
 Charger
 Chargeur
 Cargador
 Caricabatterie
 Laadapparaat
 Nabíječka



Z502F
 Barcodeleser
 Barcode scanner
 Lecteur de codes à barres
 Lector de códigos de barras
 Lettore codici a barre
 Barcodelezer
 Čtečka čárového kódu

RS232



D

- 1 Ausschalten
- 2 Akkus 
- 3 Sicherungen

GB

- Switching off
- Rechargeable batteries
- Fuses

F

- Désactivation
- Piles rechargeables
- Fusibles

E

- Apagar Baterías
- Fusibles

I

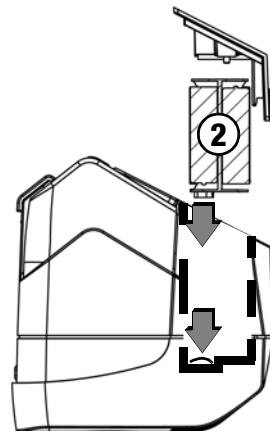
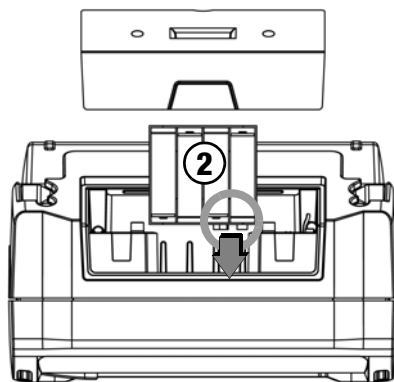
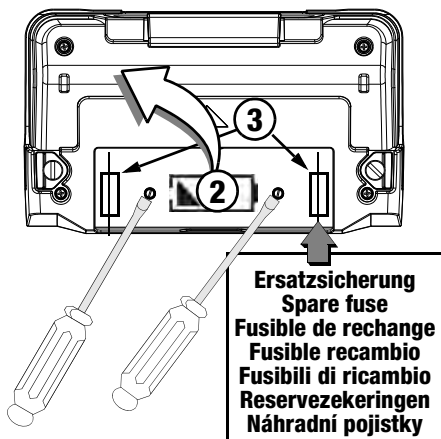
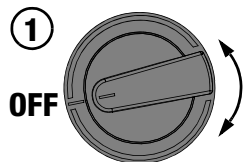
- Spegnere Batterie
- Fusibili

NL

- Uitschakelen Oplaadbare batterijen
- Zekeringen

CZ

- Vypnout Akumulátory
- Pojistky





Änderungen vorbehalten



Subject to change without notice



Sous réserve de modifications



Reservados todos los derechos



Con riserva di variazioni



Wijzigingen voorbehouden



Tištěno v Německu

Technische Daten

Technical Data

Caractéristiques techn.

Características técnicas

Dati tecnici

Technische karakteristieke w.

Technické parametry

	D: Messbereich GB: Measuring Range F: Plage de mesure CZ: Rozsah zobrazení	E: Rango de medida I: Campo di misura NL: Meetbereik
R_{ISO} / R_{INS}	U = 50, 100, 250, 500, 1000 V	
R_{ISO} / R_{INS}	Uvar = 50 ... 1000 V	
R_{ISO} / R_{INS}	Uramp (U \blacktriangleleft) = 100 ... 1000 V	
R	10 ... 10 k Ω	
R_{LO}	0,01 ... 10 Ω (I \geq 200 mA !)	
U	0 ... 1000 V	

	D: Grenzwerte GB: Limit Values F: Valeurs limites	E: Valores límite I: Valori limite NL: Grenswaarden	CZ: Mezní hodnoty
Limit R_{ISO} / R_{INS}	50 k Ω @ $U_{ISO}/U_{INS} = 50$ V		
	100 k Ω @ $U_{ISO}/U_{INS} = 100$ V		
	500 k Ω @ $U_{ISO}/U_{INS} = 250$ V		
	1 M Ω @ $U_{ISO}/U_{INS} = 500$ V		
	1 M Ω @ $U_{ISO}/U_{INS} = 1000$ V & @ Uvar		
Limit PI	1.0 / 1.1 / 1.5 / 2.0 / 3.0 / 4.0		
Limit DAR	1.25 / 1.6		
Limit R_{LO}	2 Ω		

GOSSEN METRAWATT

GMC-I Messtechnik GmbH
 Südwestpark 15
 90449 Nürnberg • Germany

Telefon +49 911 8602-111
 Telefax +49 911 8602-777
 E-Mail info@gossenmetrawatt.com
www.gossenmetrawatt.com