

METRAport | 40S

3-349-411-02
5/8.21

Sicherheitshinweise – Safety Instructions – Instructions de sécurité



Siehe ausführliche
Bedienungsanleitung
3-349-412-xx !
Verfügbar unter
[www.gossenmetra-
watt.com](http://www.gossenmetra-
watt.com).

See Standard Opera-
ting Instructions 3-
349-412-xx !
Available at
[www.gossenmetra-
watt.com](http://www.gossenmetra-
watt.com).

Voir mode d'emploi
standard 3-349-412-
xx !
Disponible sur
[www.gossenmetra-
watt.com](http://www.gossenmetra-
watt.com).



Download Center

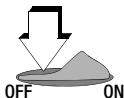
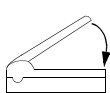
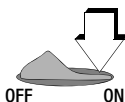


Download Center

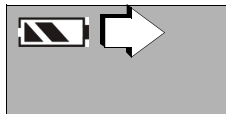


Download Center

Ein-/Ausschalten – Switching on/off – Activation/Désactivation



Batterietest – Battery Test – Test de la pile

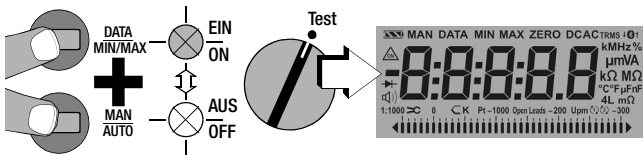



 $U < 2,0 \text{ V}$

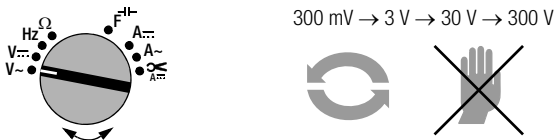


Batterien wechseln
Change batteries
Changez les piles

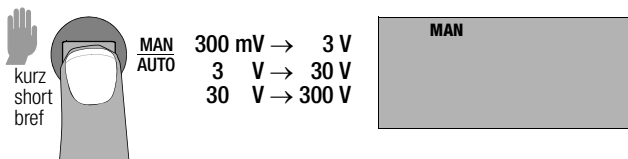
Licht – Light – Eclairage LCD-Test – Test LCD – Test d'affichage



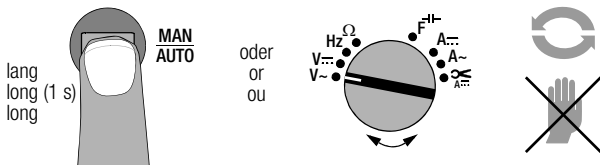
Automatische Messbereichswahl – Automatic Range Selection – Sélection automatique de la gamme de mesure



Manuelle Messbereichswahl – Manual Measuring Range Selection – Sélection manuelle de la gamme de mesure

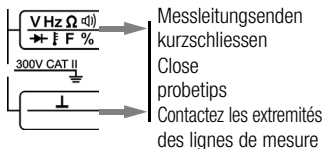


manuell → automatisch – manual → automatic – manuelle → automatique

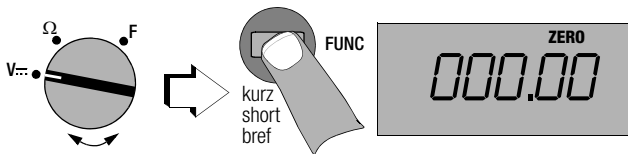
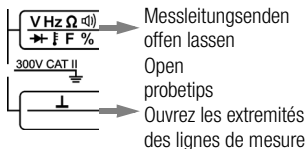


Nullpunkteinstellung – Zero balancing – Réglage du zéro

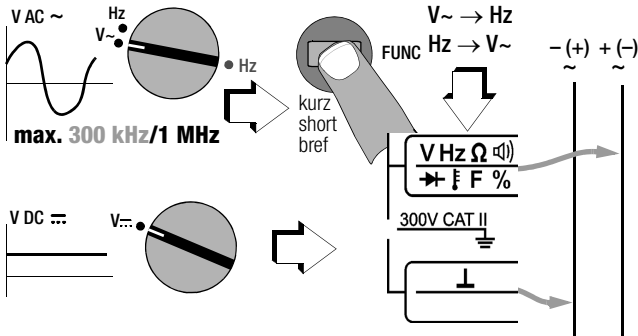
300 mV... , 300 Ω, 3 kΩ



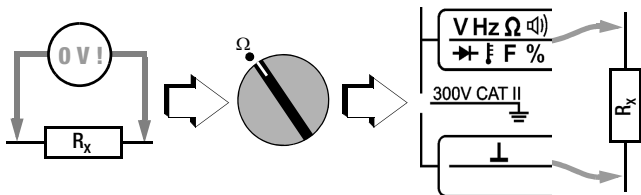
30 nF



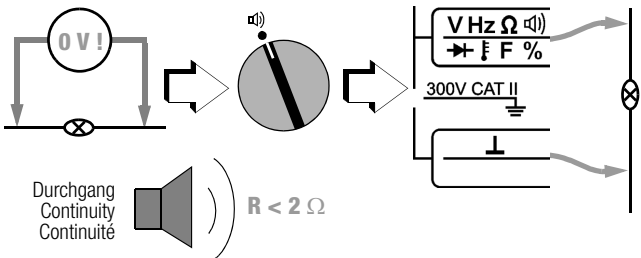
Spannungsmessung – Voltage Measurement – Mesure de la tension Frequenzmessung – Frequency Measurement – Mesure de la fréquence



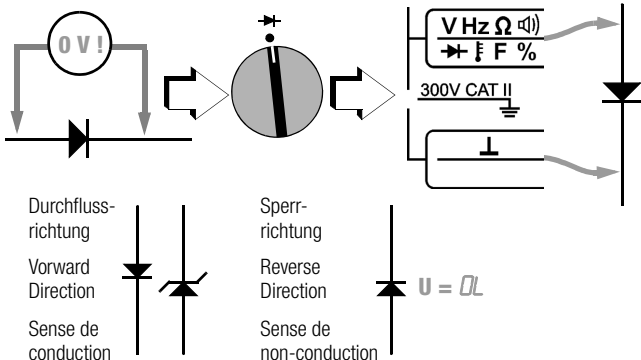
Widerstandsmessung – Resistance Measurement – Mesure de la résistance



Durchgangsprüfung – Continuity Testing – Test de continuité

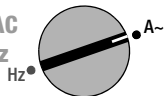


Diodentest – Diode Testing – Test de diodes



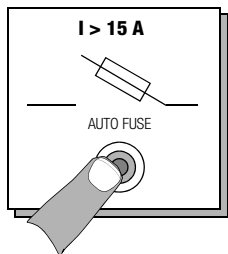
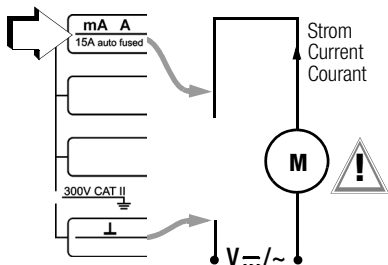
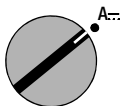
Direkte Strommessung – Direct Current Measurement – Mesure du courant

max. 10 A AC
max. 10 kHz



A~ → Hz
Hz → A~

max. 10 A DC



Strommessung mit Stromsensor mit Spannungsausgang
 Measurement with Current Sensors with voltage output
 Mesure de courant avec pince ampèremétrique avec sortie de tension

DC → AC → Hz → U_{pm}

kurz short bref

V/A	Multimetermessbereiche Multimeter measuring ranges Plages de mesure de multimètre
1:1	300.00 mA/3.000 A/30.00 A
1:10	3.0000 A/30.000 A/300.00 A
1:100	30.000 A/300.00 A/3.0000 kA
1:1000	300.00 A/3.0000 kA/30.000 kA

MAN AUTO

DATA MIN/MAX

LCD

MAN AUTO

kurz short bref

FUNC

300V CAT II

I(A)

M

V.../~

Kapazitätsmessung – Capacitance Measurement – Mesure de capacité

0V!

F

V Hz Ω (|)

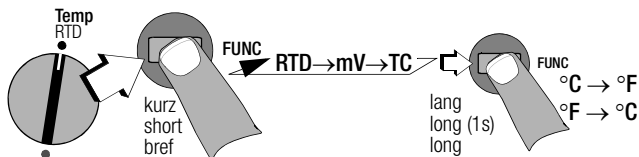
F %

300V CAT II

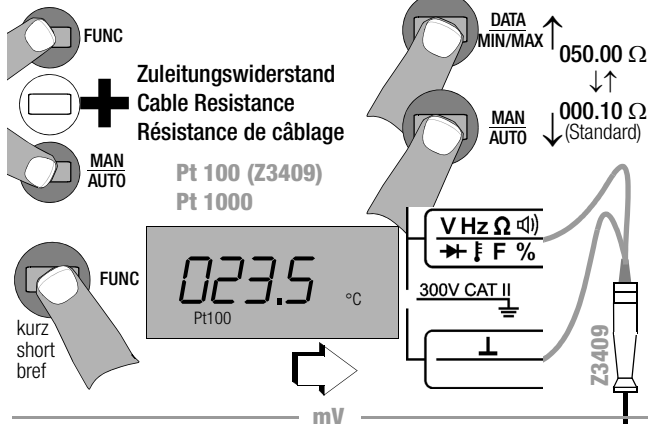
+

-

Temperaturmessung – Temperature Measurement – Mesure de la température



RTD



Kleinspannungsmessung – Low voltage measurement – – Mesure des très basses tensions

10 μ V ... 30 mV (50 k Ω Eingangsimpedanz – input impedance – Impédance d'entrée)

© Gossen Metrawatt GmbH

Erstellt in Deutschland • Änderungen / Irrtümer vorbehalten • Eine PDF-Version finden Sie im Internet

Edited in Germany • Subject to change, errors excepted • PDF version available on the Internet

Rédigé en Allemagne • Sous réserve de modifications et d'erreurs • Une version PDF est à votre disposition dans Internet

Alle Handelsmarken, eingetragenen Handelsmarken, Logos, Produktbezeichnungen und Firmennamen sind das Eigentum ihrer jeweiligen Besitzer

All trademarks, registered trademarks, logos, product names, and company names are the property of their respective owners

Toutes les marques, marques déposées, logos, désignations de produits et noms de sociétés sont la propriété exclusive de leurs propriétaires respectifs.

 **GOSSEN METRAWATT**

Gossen Metrawatt GmbH
Südwestpark 15
90449 Nürnberg • Germany

Telefon/Phone
Telefax/Fax
E-Mail/E-mail
Web

+49 911 8602-0
+49 911 8602-669
info@gossenmetrawatt.com
www.gossenmetrawatt.com