

Unique 6 in 1 MultiTester.
The universal tool for TC and IT technicians.

KE3100 ITK Test Kit



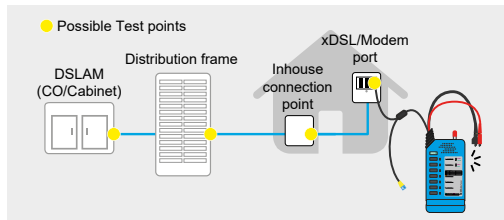
At a glance

- 6 in 1 world novelty
- xDSL availability test:
ADSL, VDSL2, G.fast and more
Detection of active DSLAM/ISAM
- Display of the connection variant:
DSL/All-IP, DSL/ISDN or POTS
- xDSL Signal detection with Probe:
Contactless identification of the wire pairs
- LAN data port test:
Link activity test, LAN port finder
- Line tracer for IT, TC, electrical
- xDSL modem detection (optional):
Detection of active modem (CPE)

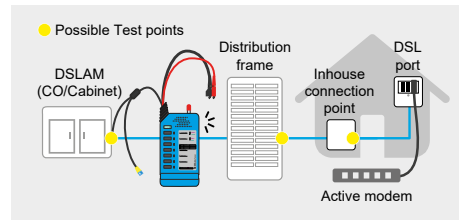
NEW

KE3100 – unique, multifunctional and compact! Indispensable for quickly checking the availability and activity of classic and IP-based DSL connections and modems as well as the contactless detection of active DSL signals.

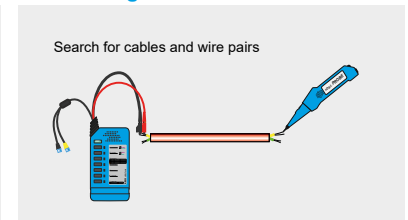
xDSL tests



Modem detection



Line tracing



DSLAM/ISAM activity tests

Der *KE890 xDSL Check* can activate the inactive DSLAM/ISAM at the far end of a connected line to detect the availability of a DSL service. All current xDSL services according to ITU-T G.441 are supported, for example ADSL or VDSL2 as well as the new Super Vectoring (VDSL 35b) and G.fast technology. After feedback from the network side, the Annex variant can be displayed, Annex A/M (DSL/POTS), B (DSL/ISDN) or J (All-IP).

xDSL modem detection (optional)

On the network operator's or supplier's side, the *KE890 xDSL Check* performs the detection of an active xDSL modem at the end of the line. Thus, it can be remotely assessed whether a modem is connected on the customer side.

Contactless detection and classification of xDSL services

With the *KE420 xDSL Probe*, wire pairs carrying active xDSL signals can be detected without contact for the first time. This means that the lines carrying an active xDSL signal can be determined completely free of interference in the exchange, at the cable distributor, at the house transfer point or in the building. Two frequency LEDs indicate the signals from ADSL to ADSL 2+, VDSL2 to band plan 17 as well as VDSL 35b/G.fast. The brightness of the xDSL LED indicates the signal strength.

Data port test/port finder function

The Ethernet link test makes it possible to detect active (patched) network ports and to quickly and easily assign them to the corresponding port on the switch in the LAN using the link blink function.

Overvoltage protection up to 500 V DC / 350 V AC

Overvoltage protection protects the device in case of accidental contact with live cables >100 V.

Tests of cabling of all kinds

KE3100 has a cable finder function for identifying specific lines in telephone, data and coaxial as well as cables in voltage-free electrical installations. Cables can be located in ducts or walls. Wire pairs and even reversals and split pairs can be detected. A continuity test with resistance-dependent tone frequency helps to determine the copper cable condition.





KE890 xDSL Check/Search signal transmitter

Test cords	Flexible test cord Test cord connection	25 cm 2x banana with crocodile clips 1x RJ11 plug with TAE adapter 1x RJ45 plug
	Strain relief on the test cords Gold-plated contacts	■ ■
Features	Continuity test DSL availability test Modem detection	LED + tone For services according to ITU-T G.441 such as ADSL-ADSL2+, SHDSL, VDSL2, G.fast Detection of active xDSL modems on the customer side (optional)
	Resistance test by changing the tone frequency Low battery indication by flashing LED Auto power off 45/90 min./never (in toner mode) Device switch-on indicator with LED Data port test via Link-Blink function	■ ■ ■ ■ ■
Frequencies	Copper (< ±1 %)	Solid : 1 kHz, 1.9 kHz, 577 Hz ALT: 880 Hz/1 kHz, 1.9 kHz/2.6 kHz, 577 Hz pulse
Range	Copper	Max. cable length up to 15 km without load, up to 0.4 mm Ø
Transmitting power (9 V block battery)		9.0 V _{SS} without load / ~ 12 V _{SS} with loaded battery +5 dBm at 600 Ohm for fundamental 1 kHz 0 dBm at 100 Ohm for fundamental 1 kHz -5 dBm at 50 Ohm for fundamental 1 kHz
Overvoltage protection		Up to 500 V DC / 350 V AC in all modes except CONT and ETH for banana plugs / Pin 4 + 5 on RJ45
Dimensions		150 x 65 x 26 mm
Weight		220 g without battery
Case		Solid, shock-resistant and weather-resistant ABS-case Detached battery compartment Captive Screw

KE420 xDSL Probe/ Search signal receiver

Features	Flashlight function xDSL signal filter LED	■ ADSL-ADSL 2+, VDSL2 bis 17a / VDSL35b, G.fast
Search distance		To cable max. 60 cm, search depth under plaster max. 15 cm
Dimensions		220 x 40/35 x 25 mm
Weight		90 g without battery
Additional hardware features		Test probe made of non-conductive carbon fibre reinforced plastic 3.5 mm headphone jack Gold-plated contacts Detached battery compartment
Power supply		9 V block battery
Casing		Sturdy, impact-resistant and weather-resistant ABS-case with membrane keys

Article description

0.49800	KE3100		xDSL Detection Kit consisting of: <i>KE890 xDSL Check</i> and <i>KE420 xDSL Probe</i> with protective bag
0.49800-10	KE890 xDSL Check		DSLAM/ISAM activity test and cable finder functions
0.49800-20	KE420 xDSL PROBE		Detects active xDSL signals and receives search signals during line searches
0.49800-MD	Modem detection		Hardware upgrade to activate the test function for Detection of active xDSL modems at the remote end of the line
0.49700	Breakout adapter		Test adapter set, for looping into cables and tapping the pins of junction boxes Consisting of 6-/8-pole modular adapter with RJ11/RJ45 cable and TAE adapter